



MELTECA[®]
Quality laminated panels



Melteca® Cinnamon Ash
Melteca® Snowdrift

MELTECA®

MELTECA® Quality laminated panels are New Zealand's market leading low pressure laminate. Inspired by international and local trends, Melteca offers an extensive range of colours giving you variety and choice for your residential and commercial projects.


The high durability and easy clean nature of the melamine surface makes Melteca ideal for kitchen cabinetry, cupboards, drawers, shelving and furniture in the home. It can also be used for wall linings, furniture, shop fittings and other vertical surfaces in a commercial environment.

Each colour in the Melteca range has matching edgetape which protects the edges and gives important impact resistance.


Melteca is certified by Environmental Choice New Zealand as an environmentally preferable product and contributes to improved indoor air quality. This, coupled with a 7 year limited warranty, means Melteca offers you complete peace of mind for your project.

MELTECA® STANDARD COLOUR RANGE


Available in Naturale, Pearl, Satin, Woodgrain and Puregrain finishes.




Snowdrift




Gentle Beige



White Silver



Antique Wiluna White



Warm White



Alaskan




Silver Strata



Smoke Strand



Bliss Shitake



Putty



Paper Bark



Bleached Wenge



Oyster Linea



Whitewashed Oak



Ash Woodline



Tranquil



Dansk Maple



Refined Oak



Seasoned Oak



Aged Ash



Spring Maple



Affinity Maple



Golden Beech



Classic Cherry



NZ Tawa




Sublime Teak



Oiled Legno




Jarrah Legno



Moleskin



Streetlight



Mist



Rock Salt



Doe Skin



Husk




Velveteen



Cinnamon Ash



Oyster



Vienna



New Stainless Steel



Charred Oak



Zincworks



Greige Textile



Fog



Thistle



Caribbean



Memphis Blue



Provence Blue



Storm



Raspberry



Energise



Memphis Red



Char Blue



Sunflower




Juicy




Memphis Green



Bliss Cinder



Ash White




Baikal



Dawn Grey




Silver Vapour



Seal Grey



Brushed Silver




Carbon Vapour



New Graphite



Brushed Nickel



Iron Ore




Fossil



Domain




Brescia



Ironstone



Licorice Linea



Espresso Ligna




Dark Oak



Burnished Wood



Blackened Linewood




Bullet



Ebony Macassar



Blackened Legno



Black




Melteca® Hi-Gloss Charred Oak


Add the stunning look of gloss and a touch of luxury to your space with Melteca Hi-Gloss. Suitable for drawers and cabinet doors in the kitchen, Melteca Hi-Gloss is a more durable alternative to lacquer.

In fact, Melteca Hi-Gloss is also suitable for any vertical surface where the maximum smoothness and reflectance of a gloss surface is important.


MELTECA® Hi-Gloss COLOURS




Snowdrift



Warm White



Streetlight



Antique Wiluna White



Zincworks




Silver Strata



Oyster Linea



Refined Oak



Espresso Ligna



Charred Oak

NOTE Due to slight variations in manufacturing conditions, minor colour variations from the original sample may occur.

MELTECA® FINISHES

The Melteca standard colour range are available in these finishes:*

By adding a dimension of depth, textures create not only a visual but also a tactile sensation - essential for perfect style.

Naturale. The most commonly used Melteca finish, Naturale creates a warm effect with minimal texture.

Satin. A flat soft finish that adds a touch of class to any modern décor.

Puregrain. A strong texture which not only looks like natural wood but feels like it too. Use it on woodgrain patterns or solid colours to soften and transform cabinetry and other vertical surfaces.

MELTECA
PUREGRAIN®

Woodgrain. A subtle timber texture designed to enhance the natural characteristics of woodgrains.

Pearl. A larger scale textured finish, Pearl creates movement on a vertical surface.

Melteca is also available in single-sided and mixed décor combinations. All Melteca décors available in 2440x1220 and 3660x1220mm. Selected décors available in 2440x1830 and 3660x1830mm.

*Please refer to the Melteca availability guide for further details on panel size and finish options.

Please visit www.melteca.co.nz for care and maintenance instructions.

Melteca® Fire Retardant panels for wall linings

Get creative with your wall panels with Melteca Fire Retardant panels for wall linings. A hardwearing, durable panel, Melteca Fire Retardant is suitable for all wall linings where maximum fire resistance is important.

When tested for the purposes of determining the Group Classification in accordance with the New Zealand Building Code Verification Method C/VM2 Appendix A, Melteca Fire Retardant for wall linings return a Group 1-S rating, the highest possible rating.

Melteca Fire Retardant panels for wall linings are available in any of the standard Melteca colours, which gives you the freedom of various colours and patterns to choose from.



Melteca®
Bleached Wenge

Cover image Melteca® Espresso Ligna

For a free sample call **0800 99 99 39**

For more information visit **www.melteca.co.nz** or call **0800 303 606**

Melteca® Quality laminated panels are Environmental Choice New Zealand Certified Products. Melteca® is marketed, manufactured and distributed by Laminex New Zealand, a division of *FLETCHER BUILDING PRODUCTS LTD.* The colours of the photographs and swatches depicted in this brochure are as close to the Melteca range as modern photographic, lighting and printing processes allow. The colour/finish combinations shown are available at the time of publication, but are subject to availability and may be withdrawn at any time. Melteca is no different from any other material in that darker colours and gloss finishes will always show scratches and superficial wear and tear more readily than lighter colours or lower gloss finishes. Such surfaces require more care and maintenance and Laminex New Zealand recommends the use of laminate cleaning products (or mild household cleaning products). Please visit our website, www.melteca.co.nz, for specific care and cleaning information. Note that in certain lights or from different angles wipe down marks may be visible after cleaning. Melteca should be protected from strong direct sunlight as continuous exposure may cause discolouration or fading to the surface over time. When ordering a décor for one job we recommend using the same sheet size (i.e. all 1220mm wide or 1830mm wide) due to the slight colour variances that can occur between different paper runs. Please obtain a copy of the terms and conditions of the Melteca 7 Year Limited Warranty from Laminex New Zealand or visit melteca.co.nz. This warranty is in addition to any rights that may exist under the Consumer Guarantees Act (1993).

© Copyright Reserved. 2015, Laminex New Zealand. Melteca® is the registered trademark of Fletcher Building Products Limited trading as Laminex New Zealand. Laminex New Zealand is a trademark used under licence by Fletcher Building Products Limited trading as Laminex New Zealand.